



Full products line 2014



Bawoo Bawoo Company Corp.

937-2 Taegock-ri, Buk-myun, Jeongeup, Jeonbuk, Korea 580-924
Tel : 82-63-5322700 Fax: 82-63-2144175
URL: www.cowloader.co.kr or www.bawoocompany.co.kr
E-mail : skid2000@cowloader.co.kr



"In the name of BAWOO COMPANY, there are quality and satisfaction by continuous technical development"

We are specialized in manufacturing of skid steer loader since 1990. BAWOO COMPANY is leading Korean manufacturer and exporter of skid steer loader and various attachments. The full range of product line, good quality, and competitive prices have made us one of the fastest growing companies of its kind in Korea.

BAWOO COMPANY's line of products combine high performance with exceptional durability and quality. One of our advantage is products according to customer's needs and continuous improvement of quality. We are small but we have tons of potentiality for the future and enough technology. Our freedom allows us to concentrate on developing the latest technologies into our equipment. We have been looking for the best way in order to increase your productivity at the toughest environment.

We will continue to work hard to earn our customer's trust and satisfaction.



02/03



V Series V57/V67/V87


The new standard for productive comfort and speed on the site. New line up, vertical lift load arms provide long reach, maximum lifting and dumping capacity at full lift height.

The new V series skid loader is the outcome of Bawoo's superior innovation and product development.

V series are built for more aggressive tasks than SSL series. These are just some of the features that come standard when you buy Bawoo. A few common features are:

- Lift arm provides more higher height and longer reach. It is achieved at a truck loading and unloading heights
- An enhanced chassis provides superior weight distribution and stability
- New single-plane vertical-lift, robust lift arm

DIMENSION	V57	V67	V87
Power output / rpm	53HP/2500rpm	65HP/2600rpm	85HP/2600rpm
Rated Operating Capacity	950kg	1,020kg	1,220kg
Operating Weight	2,830kg	2,970kg	3,050kg



J Series J57/J67/J87

J series will give you the power and control to get the job done right.

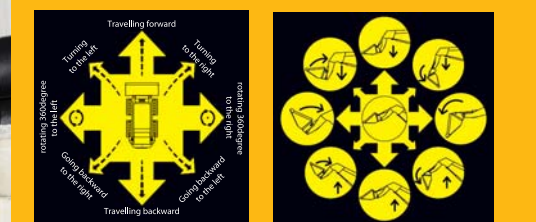
J series features redesigned cab with a standard suspension seat and improved serviceability.

Joystick controls allow you to control all machine functions with your hands.

Fingertip controls make all operation comfortable and accurate.

The detent feature continuously engages hydraulic flow without needing to hold the switch.

J series gives you more than enough power and convenience to perform high productivity loading duties without any fatigue. Travel by left joystick control and operation of bucket and lift arm by right joystick control.



DIMENSION	J57	J67	J87
Power output / rpm	53HP/2500rpm	65HP/2600rpm	85HP/2600rpm
Rated Operating Capacity	850kg	910kg	1,140kg
Operating Weight	2,780kg	2,890kg	3,420kg

SSL Series

SSL5700/6700/8700

SSL series are a great all-around skid steer loader, from paving to loading and more. SSL series are designed for long & stable operation in the toughest applications and they combine the best performance advantages into one machine, the superior reach and lift capacity along with unmatched stability. SSL series are smooth, quiet and very efficient. Spacious cab give you excellent leg room. Functional operator's room gives you all-day comfort and it must increase your productivity. You'll experience the highest level of design, comfortable operator's room and exceptional performance on SSL series. NOW ENJOY YOUR WORKS with SSL series!

DIMENSION	SSL5700	SSL6700	SSL8700
Power output / rpm	53HP/2500rpm	65HP/2600rpm	85HP/2600rpm
Rated Operating Capacity	850kg	910kg	1,140kg
Operating Weight	2,680kg	2,790kg	3,320kg




M Series

M50/720

For particular purpose of skid steer loader at tight area A compact but highly effective by a narrow width, High dump height and powerfull performance. M50 features a compact size for many inside tasks that requiring maximum handling power and maneuverability in a confined space.

DIMENSION	M50	720
Power output / rpm	53HP/2500rpm	53HP/2500rpm
Rated Operating Capacity	680kg	720kg
Operating Weight	2,290kg	2,320kg



04/05

STL Series

STL6700

Experience the difference of STL series now. You must meet exceptional power, performance and versatility. Compact track loader STL is the right solution. When you deal with jobs demanding power and traction. STL series offers large operator's area with the consolidated wire joystick control system, permanently lubricated idlers and rollers, excellent traction and flotation by wide track, right mounting undercarriage, ground clearance for travel over rough terrian.

DIMENSION	STL6700	STL6700EX
Power output / rpm	63HP/2600rpm	63HP/2600rpm
Rated Operating Capacity	1,070kg	700kg
Operating Weight	3,650kg	3,940kg



EX Series

SSL8700EX/STL6700EX

EX (EXtended boom)-UNIQUE ITEM for skid steer loader Unique Telescopic model as optional item. You can experience the new dump reach as well as dump height by EXtended boom. It's right model for higher working height. BAWOO telescopic boom are engineered for the toughest commercial, residential and landscaping applications.

DIMENSION	SSL8700EX	STL6700EX
Power output / rpm	85HP/2600rpm	63HP/2600rpm
Rated Operating Capacity	840kg	700kg
Operating Weight	3,420kg	3,940kg




Features

All Bawoo loaders brings a long list of innovative features and class-leading performance.



Operator station

The cab features certified safety ROPS & FOPS, a spacious operator's room. Technically advanced instrument panels at right and left side provides a super view in all directions and easy notice in condition of loader. Operator restraint system will protect you. All skid loaders are equipped with a hydraulic automatic locking system for operator's safety. Loader don't move as well as bucket & lift arm don't move when operator raise safety bar. Operator can work at comfortable & quiet working condition. We applied insulation materials between operator's room and engine room for low cab noise.



Power and Durability

The superior versatility and design make SSL series an exceptional value for you. Long-running performances make SSL series the ideal skid steer loader for hard work in confined spaces. A HARD WORKER, all our product lines are powered by a rugged diesel engine. An energy-efficient power engine will deliver the performance you need. Large hydraulic capacities and excellent cooling capacities make loader work easy. Triple filtration system strain even tiny particles from the oil and keep the engine, transmission and hydraulic system running for years. High efficiency motor & pump and rugged engine system increase durability of loader. A cutoff device of battery prevent discharging battery in a long period of storage. All SSL series has been protected by an electro-deposited coating system, which completely seals each metallic component and offers a superlative degree of protection from damage and corrosion.



Serviceability

All skid steer loaders are designed for quick and easy serviceability. Full tilt ROPS & FOPS, easily removable rear door without tools provide the greatest access for daily service checks and routine maintenance. Operator can access to air cleaner, engine, pump and major components easily.


Options

There are many options for customer's convenience and higher performance.



Heater

Heater installed at the bottom of seat make warm from legs to whole room.



Air conditioner

Air conditioner allows you to control the climate in any weather by air ducts.



Auxiliary hydraulic system

This item is essential for various attachments. Concealed aux. hydraulic lines for protection of hoses.




Foot pedal

Travel by both steering levers and operation of bucket and lift arm by both feet.



Universal quick tach and Various attachments

for versatile skid steer loader



Direction Indicator




Cabin

Completely sealed cab enclosure for efficient heater & A/C



Chain tensioner

This item is to prevent chains from loosening.



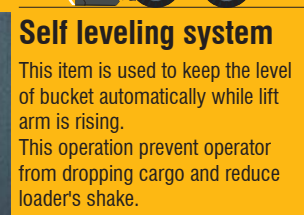
High flow system

This item is used to operate high horsepower attachments.



Power supply

Convenient 12V port power cell phones and other carry-ons.



Self leveling system

This item is used to keep the level of bucket automatically while lift arm is rising. This operation prevent operator from dropping cargo and reduce loader's shake.



Two-speed travel

Enables operators to travel faster and get more work done. Boosts top travel speed with a simple fingertip toggle switch located on the loader's control handles.



Double accelerator

You can adjust RPM of engine easily by hand accelerator and foot accelerator.



Motor

Vis motor for stable operation & high pressure, a motor with a built-in hydraulic brake system



Rotating beacon

Attachments

GET more functions!

Various attachments fill needs in agriculture, construction, landscaping, industrial, mining and waste applications. Largest variety of attachments adds greater versatility to your skid steer loaders. All loaders are equipped with universal quick coupler system for easy installation of various attachments and concealed aux. hydraulic lines for protection of hoses. Not only BAWOO offers the various range of skid steer loader with performance but also BAWOO offers more attachments to improve your models. Having the right tools is key to any job. BAWOO skid steer loaders can be competent for shoveling, lifting, excavating, drilling, cleaning work with different attachments.



Auger

- Auger is used for digging vertical holes, even though the loader is working on uneven terrain.
- Digga premium drilling augers are designed for drilling and augering in most ground conditions. The innovative design allows the gearbox to go down the hole to maximise drilling depth without extensions.



Backhoe

- Transforms skid steer loader into a powerful mini-excavator
- Our Backhoe can dig and operate the loader simultaneously in a operator's seat without movement.
- Backhoe are designed for high productive digging and smooth operation.
- Cost-effective and convenient, backhoe XL300 is designed as a money-saving attachment for rental dealers, landscaping, nurseries, sewage system and water and power line contractors, and electrical contractors.



Breaker

- Breaker provides high-impact forces for vertical and horizontal breaking concrete, rock, pavement and other demolition project.
- Lower maintenance, with a bottleless mounting system
- A high quality, modern hammer
- Lower sound power levels.



Compactor

- High impulse energy for greater compaction.
- It is very useful in strengthening an incline and helping to strengthen the basis of soil, aggregate and sand after the road construction work.
- Perfect and strong compacting.
- To harden the ground and the slope.
- Water works and sewer construction, reclamation of the gas pipe, cable and wire, repair work on asphalt etc.



Bale handler

- Useful for round or square bales
- Slide from min. 430mm to max. 1460mm



Pallet fork

- Move bulky, bagged or palletized materials quickly and easily.
- Adjustable forks load and unload, lift and carry, move and place materials in industrial plants and landscaping.



Grapple

(Fork grapple, utility Bucket grapple)

- Grapple handle loose or bulky landscaping or farming materials like straw, rugged barnyard manure.
- Cut down on daily hand chores and free up your time, perform a wide variety of job functions.
- Grapple is ideal for handling scrap, waste or pipe.

This grapple allows easy handling of a variety of hard-to-manage materials in the industrial setting or construction site. It's built strong for tough working conditions



Snow blade/dozer blade

- Our blades are commercial quality and heavy duty.
- Whether clearing snow in the winter or grading in the summer, the snow blade works to easily move and discard materials.
- Excellent blade visibility and maneuverability makes any removal job quick and easy.
- Materials flow away easily with the rolled moldboard design.
- Prevent sparks and surface gouges with rubber and poly cutting edges available.



4 in 1 bucket

- Needed just one attachment to do so many things at once. It is ideal for grappling, dozing, backfilling, loading, digging and fine grading.



Fork

- Handle materials easier and move materials faster with the utility fork attachment. The strong teeth handle a variety of farm and ranch chores easily and efficiently.



High dump bucket

- Reach new heights with your current skid steer loader. With the high-dump bucket you can increase your dumping height.
- High Dump Bucket is an essential attachment in the poultry business. With the extra dumping height, you can easily load dump trucks to capacity. Bawoo high dump bucket has extra tall sides, to make your clean up job get done faster.



Tooth bucket

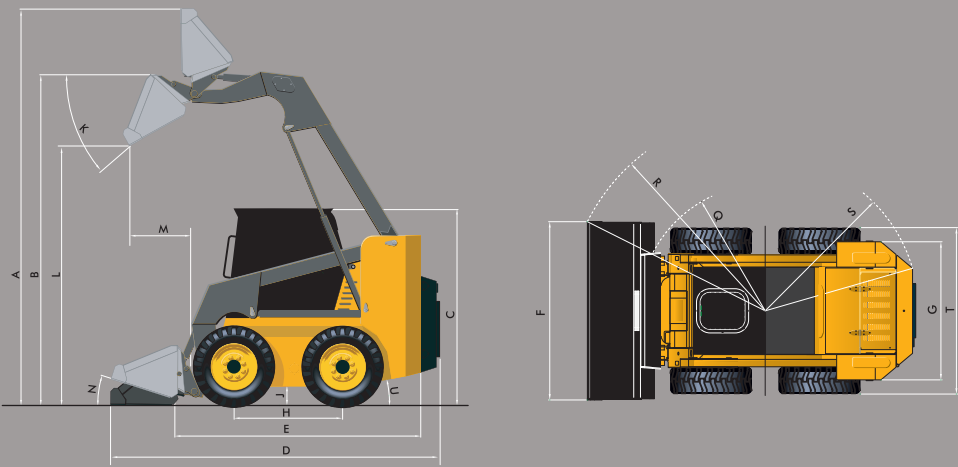
- Skid steer loader bucket with teeth. Tooth bucket is ideal for light-duty grading and leveling applications as well as material handling.
- It offer good bucket breakout force and capacity.



Track over wheel

- Easy installation to tires in less than 30 minutes
- Improve performance in rough, rocky, and muddy conditions with steel tracks.
- Steel track over wheels provide better flotation and reduced ground pressure, protection of tires from wear and damage.

Specifications



Dimension		M50	720	SSL5700	SSL6700	SSL8700	SSL8700EX		J57	J67	J87	V57	V67	V87	STL6700	STL6700EX
Overall operating height (to top of bucket)	A	3,498mm	3,700mm	3,887mm	4,007mm	4,168mm	4,892mm		3,887mm	4,007mm	4,168mm	3,848mm	3,871mm	3,975mm	4,038mm	4,667mm
Overall operating height (to hinge pin)	B	2,629mm	2,840mm	2,984mm	3,099mm	3,220mm	3,989mm		2,984mm	3,099mm	3,220mm	2,955mm	2,980mm	3,045mm	3,136mm	3,765mm
Overall Height	C	1,700mm	1,889mm	2,032mm	2,047mm	2,057mm	2,057mm		2,032mm	2,047mm	2,057mm	2,032mm	2,057mm	2,062mm	2,097mm	2,097mm
Overall Length (with bucket)	D	3,143mm	3,148mm	3,285mm	3,390mm	3,569mm	3,569mm		3,285mm	3,390mm	3,569mm	3,300mm	3,300mm	3,398mm	3,371mm	3,371mm
Overall Length (without bucket)	E	2,445mm	2,425mm	2,570mm	2,672mm	2,813mm	2,813mm		2,570mm	2,672mm	2,813mm	2,586mm	2,586mm	2,651mm	2,677mm	2,677mm
Overall Width	F	1,240mm	1,490mm	1,690mm	1,810mm	1,886mm	1,886mm		1,690mm	1,810mm	1,886mm	1,690mm	1,810mm	1,886mm	1,810mm	1,810mm
Tread Width (or track gauge)	G	990mm	1,204mm	1,343mm	1,384mm	1,462mm	1,462mm		1,343mm	1,384mm	1,462mm	1,343mm	1,384mm	1,384mm	1,401mm	1,401mm
Wheel Base (or Length of track on ground)	H	958mm	1,047mm	1,045mm	1,100mm	1,181mm	1,181mm		1,045mm	1,100mm	1,181mm	1,045mm	1,045mm	1,098mm	1,485mm	1,485mm
Ground Clearance	J	143mm	192mm	184mm	209mm	190mm	190mm		184mm	209mm	190mm	184mm	209mm	214mm	233mm	233mm
Dump Angle	K	35degree	43degree	42degree	42degree	38degree	38degree		42degree	42degree	38degree	41degree	41degree	37degree	42degree	42degree
Dump Height	L	1,981mm	2,094mm	2,256mm	2,393mm	2,518mm	3,296mm		2,256mm	2,393mm	2,518mm	2,234mm	2,245mm	2,330mm	2,407mm	3,036mm
Dump Reach	M	537mm	400mm	624mm	589mm	610mm	1,021mm		624mm	589mm	610mm	901mm	854mm	888mm	572mm	981mm
Rollback at ground	N	26degree	35degree	23degree	23degree	26degree	26degree		23degree	23degree	26degree	26degree	26degree	30degree	23degree	23degree
Turn circle front (without bucket)	Q	1,268mm	1,175mm	1,245mm	1,276mm	1,304mm	1,304mm		1,245mm	1,276mm	1,304mm	1,246mm	1,246mm	1,307mm	1,288mm	1,288mm
Turn circle front (with bucket)	R	1,915mm	1,855mm	2,011mm	2,068mm	2,127mm	2,127mm		2,011mm	2,068mm	2,127mm	2,011mm	2,036mm	2,112mm	2,061mm	2,061mm
Turn circle rear	S	1,348mm	1,436mm	1,491mm	1,557mm	1,641mm	1,641mm		1,491mm	1,557mm	1,641mm	1,504mm	1,504mm	1,504mm	1,548mm	1,548mm
Overall width (without bucket)	T	1,200mm	1,469mm	1,613mm	1,696mm	1,788mm	1,788mm		1,613mm	1,696mm	1,788mm	1,613mm	1,696mm	1,708mm	1,720mm	1,720mm
Departure angle	U	22degree	25degree	24degree	25degree	25degree	25degree		24degree	25degree	25degree	23degree	25degree	25degree	33degree	33degree
Performance																
Rated operating capacity		680kg	720kg	850kg	910kg	1,140kg	840kg		850kg	910kg	1,140kg	950kg	1020kg	1,220kg	1,070kg	700kg
Tipping load		1,300kg	980kg	1,680kg	1,980kg	2,280kg	1,580kg		1,680kg	1,980kg	2,280kg	1,974kg	2,050kg	2,440kg	2,160kg	1,200kg
Operating weight		2,290kg	2,320kg	2,680kg	2,790kg	3,320kg	3,420kg		2,780kg	2,890kg	3,420kg	2,830kg	2,970kg	3,050kg	3,650kg	3,940kg
Travel speed		10.6km/h	11.8km/h	10.3km/h	11.8km/h	11.5km/h	11.5km/h		10.3km/h	11.4km/h	11.5km/h	10.8km/h	10.5km/h	11km/h	10km/h	10km/h
Bucket capacity (heaped capacity)		0.29m3	0.40m³	0.40m3	0.45m3	0.52m3	0.52m3		0.40m3	0.45m3	0.52m3	0.40m3	0.45m3	0.52m3	0.45m3	0.45m3
Drive		4WD	4WD	4WD	4WD	4WD	4WD		4WD	4WD	4WD	4WD	4WD	4WD	Rubber crawler type	
Tire (or Track width for STL)		10*16.5	10*16.5	10*16.5	12*16.5	12*16.5	12*16.5		10*16.5	12*16.5	12*16.5	10*16.5	12*16.5	12*16.5	320mm	
Power output		53HP	53HP	53HP	65HP	85HP	85HP		53HP	65HP	85HP	53HP	65HP	85HP	63HP	63HP
/ rpm		/2500rpm	/2500rpm	/2500rpm	/2600rpm	/2600rpm	/2600rpm		/2500rpm	/2600rpm	/2600rpm	/2500rpm	/2600rpm	/2600rpm	/2600rpm	/2600rpm

* Specification and design are subject to change without notice.